

Arab Bank MENA Fund

Performance Report 31.07.19

A fund of the Arab Bank MENA Fund Company B.S.C. (Closed)

NAV PER SHARE

\$8.78

OBJECTIVES OF THE FUND

The Arab Bank MENA Fund is an open ended mutual fund that offers investors the opportunity to invest in the capital markets of the Middle East and North Africa region (MENA), with a particular focus on listed equities. The Fund aims to achieve an annual average net return in the range of 10% to 15% over a full investment cycle. The Fund aims to carry a lower volatility than that of the market, by dynamically rotating across asset classes, geographies and sectors, depending on market conditions.


KEY FEATURES

Domicile	Kingdom of Bahrain	Valuation point	Monthly, last business day of the month
Reference currency	USD	Minimum subscription	USD 25,000 & USD 1,000 thereafter
Fund assets	USD 17,415,692	Dealing frequency	Monthly, 5 business days prior to month end
Launch date	October 2005	Fund manager	Al Arabi Investment Group Co (AB Invest)
Administrator	Gulf Clearing Company	BBG code	ARABMNA BI Equity

MONTHLY PERFORMANCE (%)

	Jan	Feb	Mar	Apr	May	Jun	Jul	Aug	Sep	Oct	Nov	Dec	Y.T.D.
Arab Bank MENA Fund													
2019	2.05	0.94	1.07	2.48	-1.86	0.33	3.65						8.88
2018	0.23	-0.81	0.79	2.30	-1.19	0.37	-1.14	-0.73	-0.31	-0.31	-0.77	-0.57	-2.18
2017	1.01	0.32	1.39	0.78	-1.70	0.97	0.22	-1.03	0.65	-0.57	-3.49	-0.11	-1.65
2016	-10.85	6.29	1.49	2.17	-1.11	-0.06	1.35	-0.90	-1.29	-1.26	5.06	2.19	2.05
2015	1.74	3.12	-3.83	4.81	-0.54	0.08	-0.16	-9.07	-0.68	-3.22	-1.61	-0.40	-9.99
2014	3.24	2.98	0.84	1.76	2.55	-4.42	6.30	2.72	0.40	-5.45	-6.04	-2.75	1.28

MONTHLY RETURN OVER THE PAST TWELVE MONTHS



RETURN PERCENTAGES

1 month	3.65%	3 months	2.05%	Since inception	-12.15%
6 months	6.69%	12 months	5.99%		

PERFORMANCE STATISTICS

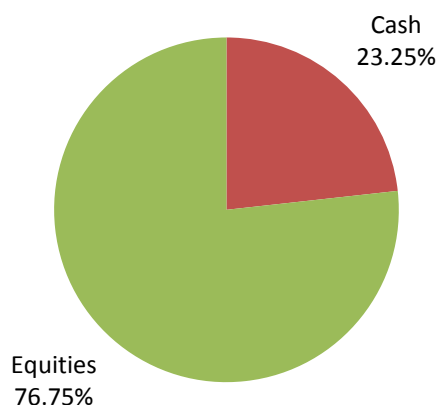
	The Fund
Annualised return	-0.9%
Annualised volatility	13.5%
Sharpe ratio	NM
Maximum month	13.7%
Minimum month	-23.5%
% Positive months	55.4%
Worst 12 months	-70.2%
Best 12 months	110.9%

TOP TEN HOLDINGS

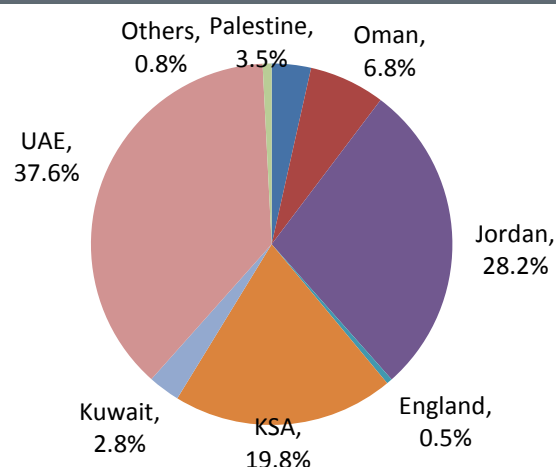
	Country	%
Siniora Food Industries	Jordan	12.55%
Dubai Islamic Bank	UAE	11.23%
Emaar Properties	UAE	9.08%
Saudi Airlines Catering	KSA	6.91%
Ooredoo	Oman	5.21%
Aramex	UAE	4.64%
SAMBA Financial Services	KSA	4.12%
Arab Bank	Jordan	3.22%
Palestine Telecommunications	Palestine	2.69%
Al Tajamouat For Touristic Projects	Jordan	2.18%



ASSET ALLOCATION



GEOGRAPHIC ALLOCATION (EQUITIES)



COMMENTARY

MENA markets continued to build on the previous two quarters' gains, with the S&P Pan Arab Investable Index gaining 1.77% (YTD +5.78%), and the Dow Jones MENA Index rising 1.24% (YTD +10.49%). Islamic markets went up as well, with the Dow Jones Islamic Market MENA Index going up by 1.01% (YTD +7.10%).

Outperforming their benchmark indices for the month, the Arab Bank MENA Fund gained 3.65% (YTD +8.88%) and the IIAB Islamic MENA Fund rose 3.57% (YTD +8.90%). In turn, the AB MENA Feeder Fund gained 3.64% (YTD +8.60%) and the IIAB MENA Feeder Fund gained 3.56% (YTD +8.60%).

The regional equity markets were a mixed bag of performances. In the UAE, the DFM General Index rose 9.77%, its highest monthly appreciation since April 2015 (YTD +15.36%), and the Abu Dhabi Index gained 6.97% (YTD +8.20%). Elsewhere in the GCC, the Kuwait Premier Market Index rose 5.76% (YTD +28.04%), the Bahraini Index went up by 5.21% (YTD +15.74%), while the Qatari Index only inched up by 0.47% (YTD +2.00%). Meanwhile in declining GCC indices, the Saudi Arabian TASI lost 1.01% (YTD +11.57%) and the Omani Index dropped 3.20% (YTD -13.02%). Outside the Arabian Peninsula, markets generally declined; the Jordanian ASE Index fell by 0.35% (YTD -1.85%) and Egypt's EGX 30 Index depreciated by 5.02% (YTD +2.74%).

In macroeconomic news, the IMF concluded its Article IV Consultation with Saudi Arabia and revealed that it expects that the implementation of the OPEC agreement will hinder real GDP growth this year. Real non-oil growth is expected to strengthen to 2.9% in 2019 with the increase in government spending and confidence. However, real GDP is projected to slow to 1.9% as real oil related economic growth slows to 0.7%. The Saudi government said it posted a budget deficit of SAR33.5 billion (USD8.9 billion) in the second quarter of this year, reversing the surplus of SAR27.8 billion achieved in the first quarter (its first surplus since 2014). The fiscal deficit is expected by the IMF to widen to 6.5% of GDP in 2019 from 5.9% in 2018, as an increase in spending above the budgeted amount offsets the increase in non-oil revenues.

Over in Oman, the IMF cut its 2019 real GDP growth forecast to 0.35% from 1.1% as OPEC-led production curbs reduced oil-sector growth among Gulf energy producers. In reducing its outlook on Oman's real GDP growth, the IMF said it expected the country's oil GDP to decrease by 1.1%. A report by Oman's National Center for Statistics and Information stated that the budget deficit narrowed in the first five months of the year to OMR358 million (USD931 million), down from OMR1.1 billion the same time last year, a 67% reduction on an annual basis. Oman's state budget plan originally predicted a deficit of OMR2.8 billion (or 9%) for 2019, above last year's actual deficit of OMR2.65 billion.

In improved outlooks, the IMF expects Kuwait's economy to grow 2.5% this year, up from an estimated 1.7% in 2018.

In other news, the IMF approved the USD2 billion loan tranche in the fifth and final review of Egypt's economic reform program. This marks the end of the three-year USD12 billion loan program that helped the country overcome a crippling dollar shortage. The country secured the loan in 2016 after taking measures that included devaluation of its currency and fuel subsidy cuts, and has since attracted tens of billions of dollars into its debt market. Acting IMF Managing Director noted that the macroeconomic situation has markedly improved, adding that the outlook remains favorable and "provides an opportune juncture to further advance structural reforms to support more inclusive private-sector led growth and job creation".



A fund of the Arab Bank MENA Fund Company B.S.C. (Closed)

In the commodities world, OPEC earlier this month decided to extend production curbs for nine months into March 2020, in an attempt to maintain oil prices as leading exporters worry about the outlook of global demand growth and the persistent rise in output from America's shale fields. The decision to extend production cuts comes as the International Energy Agency (IEA) and others reduced forecasts for demand amid slow growth in China and India. In terms of prices, Brent Oil fell 2.07% (YTD +21.13%) and WTI Oil rose 0.19% (YTD +29.00%).

The U.S. equity market pushed upward once again, with the S&P 500 Index gaining 1.31% (YTD +18.89%), and the Dow Jones Index appreciating 0.99% (YTD 15.16%). Meanwhile in Europe, the French CAC 40 shed 0.36% (YTD +16.66%) and the German DAX fell by 1.69% (YTD +15.44%). Contrarily in the UK, the FTSE 100 jumped 2.17% (YTD +12.76%) as Brexit advocate Boris Johnson was confirmed as the new Prime Minister, leading to a drop in Gilt yields. In Asian markets, the Shanghai Composite Index lost 1.56% (YTD +17.59%) and the Hang Seng Index dropped 2.68% (YTD +7.48%), while the Nikkei Index gained 1.15% (YTD +7.53%).

At the end of the last day of the month, the Federal Reserve cut rates by 25 basis points, its first cut since 2008, dubbed the "insurance cut". Federal Reserve Chairman Jerome Powell said that the rate cut was to "insure against downside risks" and did not signal the start of a lengthy easing cycle. Following the Fed's rate cut, central banks in Saudi Arabia, the UAE and Bahrain cut their benchmark interest rates by 25bps. On the other hand, Kuwait kept its discount rate steady as its currency is pegged to an undisclosed basket of currencies, as did Oman where local dynamics drive rates. In Egypt, the latest round of fuel subsidy cuts led the central bank to keep its benchmark interest rate unchanged, even after inflation fell below 10% last month for the first time since March 2016.

Global economic and geopolitical risks and uncertainties remain elevated. As such, we have lightened allocations to markets where valuations remain stretched, due to their higher sensitivities at current price levels. With a healthy cash position, we will keep hunting for deep value plays, gradually rebuilding the risk positions that were reduced in the first half of the year.

INVESTMENT METHODOLOGY AND EDGE

AB Invest is one of the most experienced and fastest growing MENA investment managers operating out of Jordan. AB Invest provides its clients with a number of MENA-focused investment solutions on conventional and Sharia-compliant bases. Our investment process is based on rigorous fundamental analysis with a view on delivering superior risk-adjusted returns, using a combination of top-down and bottom-up approaches. Our deep knowledge of the markets in which we invest allows us to deliver consistent returns while prudently managing risk.

DISCLAIMER

Whilst the information contained in this report is provided in good faith, no representation or warranty, express or implied, is made to its accuracy or completeness.

Arab Bank MENA Fund is a Fund created and sponsored by the Arab Bank MENA Fund Company B.S.C. (Closed) and is an open-ended investment Fund registered under the Laws of the Kingdom of Bahrain.

This fact sheet is issued by Al Arabi Investment Group Co. (AB Invest) - formerly known as Atlas Investment Group. AB Invest is a wholly-owned subsidiary of the Arab Bank Group and is an investment banking firm headquartered in Amman, Jordan.

This Fact Sheet is not an invitation to make an investment, nor does it constitute an offer for sale. In addition, it does not constitute an advertisement in a country where the Fund is not registered for sale. The full documentation required to make an investment is available from AB Invest at its registered address: Building No.3, Shmesani - Esam Ajlouni Street, Amman 11814, Hashemite Kingdom of Jordan.

Past performance should not be taken as a guide to the future. The value of investments can fall as well as rise.

